

INSTRUCTION MANUAL

PLL FM Stereo Modulator

Model no.: ACC-FM7

BEFORE INSTALLING THE MODULATOR

1. Do not install the unit in the following locations.
 - Locations exposed to direct sunlight.
 - Where hot air is discharged from the car heater.
 - In areas subject to extreme temperatures.

2. Be careful not to damage the car wiring.

3. Be sure to use the supplied screws.

INSTALLATION

The FM Stereo Modulator must be mounted within 24 inches of your radio so that its power cable can reach the radio power antenna lead. It can be fixed to any flat surface behind the instrument panel with two 3mm tapping screws.

Your final choice of location should allow for the insertion or removal of the Cable from the FM Stereo Modulator Unit.

Also, the FM Station Frequency Selector Switch is located on the side and you may wish to change it after your initial checkout or sometime in the future.

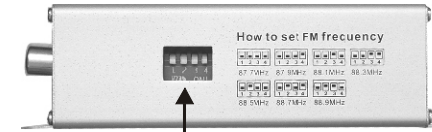
FM RADIO FREQUENCY PRESET

The FM Stereo Modulator can operate on from 87.7MHz to 88.9MHz.
(7channel-200KHz Step)

The Frequency Selector slide Switch is on one channel of the Modulator and was set 87.7MHz at the factory. Assuming it is still there, turn on the car stereo and select FM band operation. Tune the radio to 87.7MHz (depending on frequency to which the installer has set the unit), or push the pre-set memory button.

INTERFERENCE ON 87.7MHz:

If interference experienced is on 87.7MHz, change the position of the frequency select switch on the side of the FM Stereo Modulator and tune the radio 87.7-88.9MHz.



Frequency
Selector Switch

FREQUENCY SELECTOR SWITCH


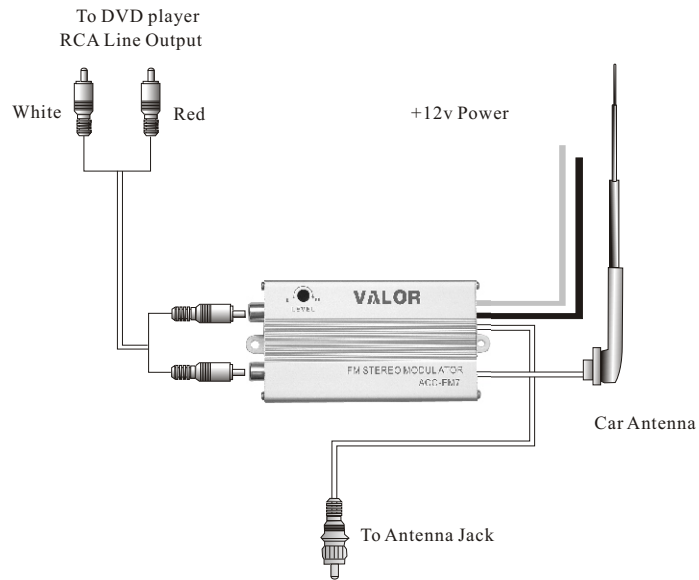
1	2	3	4	Frequency(MHz)
■	■	■	■	87.7MHz
■	■	■	■	87.9MHz
■	■	■	■	88.1MHz
■	■	■	■	88.3MHz
■	■	■	■	88.5MHz
■	■	■	■	88.7MHz
■	■	■	■	88.9MHz

SPECIFICATIONS:

Frequency:	87.7MHz to 88.9MHz(7channel-200KHz Step)
RF Output Level:	60dB μ Max
S/N Ratio:	65dB
Stereo Separation:	40 dB
FM Modulation Depth:	75KHz at L+R+Pilot
Operating Voltage:	10~16V DC
Dimensions:	88W \times 30H \times 50Dmm
Weight:	180g

• Specifications and design are subject to change without notice

WIRING CONNECTION



VALOR
MULTIMEDIA

ACC-FM7 Installation



FM Stereo Modulator

